



ಬೃಹತ್ ಬೆಂಗಳೂರು ಮಹಾನಗರ ಪಾಲಿಕೆ  
Bruhat Bengaluru Mahanagara Palike



# BBMP COVID-19 WAR ROOM 18.04.2022



# OVERVIEW OF COVID-19 IN BENGALURU

**CASE TRENDS** ACTIVE CASES **1,403**

<u>Confirmed Cases</u>	<u>Recovered Cases</u>	<u>Death Cases</u>
<b>51</b>	<b>39</b>	<b>0</b>
17,82,459 #	17,64,093 #	16,963 #

**HOSPITALIZATION** **6**

<u>ICU – V</u>	<u>ICU</u>	<u>HDU</u>	<u>General</u>
<b>1</b>	<b>-</b>	<b>1</b>	<b>4</b>

INCLUDES GOVT. QUOTA AND PRIVATE WALK-IN HOSPITALIZATION

**VACCINATION** **4,216** 1,86,61,305 #

<u>First Dose</u>	<u>Second Dose</u>	<u>Precaution Dose</u>
<b>862</b>	<b>834</b>	<b>2,520</b>
94,40,932 #	88,37,960 #	3,82,413 #

**TRIAGING**

MTU

**1**

Tele Triage

**40**

**ACTIVE CZs**

**0**

MCZs (< 5 cases)

**0**

Clusters (> 5 cases)

**0**

**TESTING** **1,753** 2,97,11,515 #

<u>RAT</u>	<u>RTPCR</u>
<b>86</b>	<b>1,667</b>

Positivity : 1.50%  
\*FOR LAST 7 DAYS

# : indicates cumulative numbers till date



# ABSTRACT OF COVID-19 SCENARIO IN BENGALURU



	MALE			FEMALE			TRANSGENDER			TOTAL		
	Last 24 Hours	Last 7 Days	Cumulative	Last 24 Hours	Last 7 Days	Cumulative	Last 24 Hours	Last 7 Days	Cumulative	Last 24 Hours	Last 7 Days	Cumulative
<b>Positive Cases</b>	28	191	10,54,299	23	125	7,27,969	0	0	191	51	316	17,82,459
<b>Recovered Cases</b>	21	191	10,42,185	18	121	7,21,725	0	0	183	39	312	17,64,093
<b>Death Cases</b>	0	0	10,744	0	0	6,215	0	0	4	0	0	16,963
<b>Total Tests Done</b>	<b>In Last 24 hrs. : 1,753</b>			<b>In last 7 days : 21,109</b>			<b>Cumulative : 2,97,11,515</b>					
<b>Vaccine Doses Administered</b>	<b>In Last 24 hrs. : 4,216</b>			<b>In last 7 days : 83,336</b>			<b>Cumulative : 1,86,61,305</b>					
<b>ACTIVE CASES</b>							<b>1,403</b>					

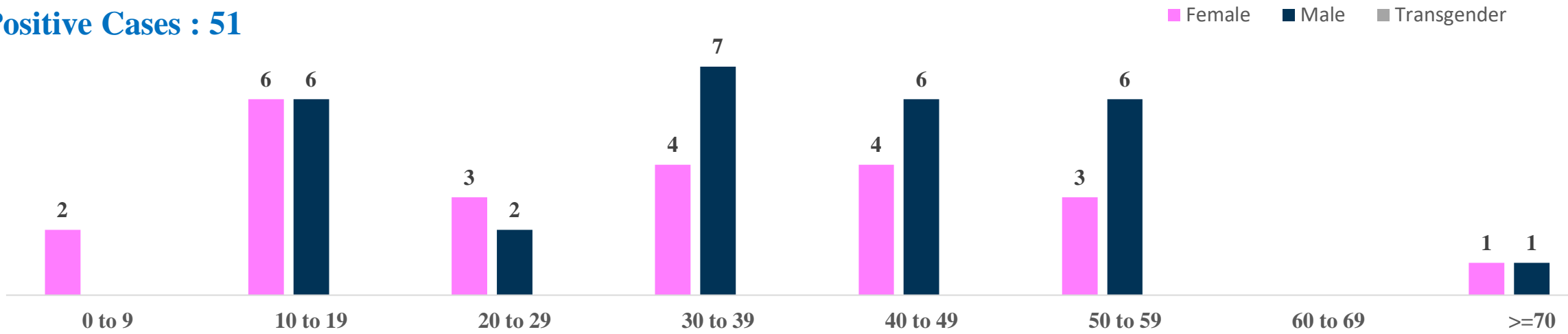
\*Covid deaths occurred today : 00 | Covid deaths occurred beyond last 24 hrs., reported today : 00



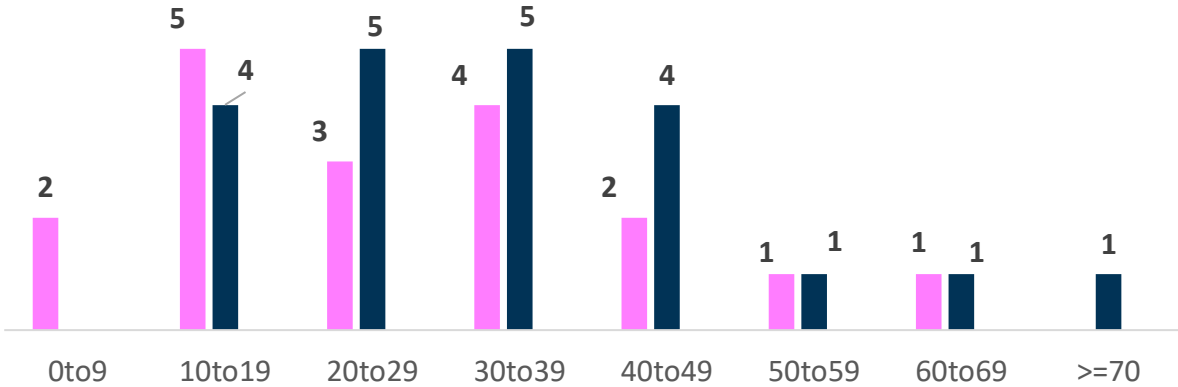
# LAST 24 HOURS AGE GROUP AND GENDER WISE DISTRIBUTION




## Positive Cases : 51



## Recovered Cases : 39

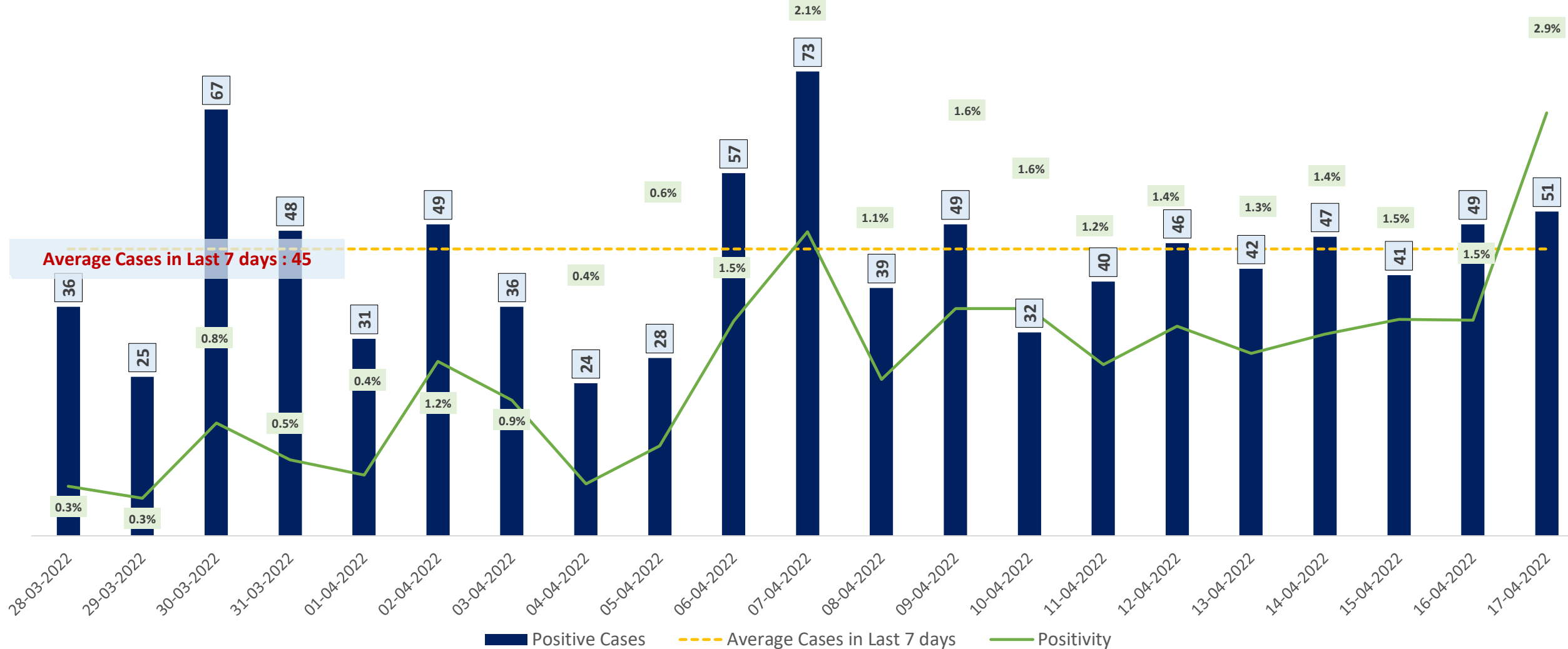


## Death Cases : 0



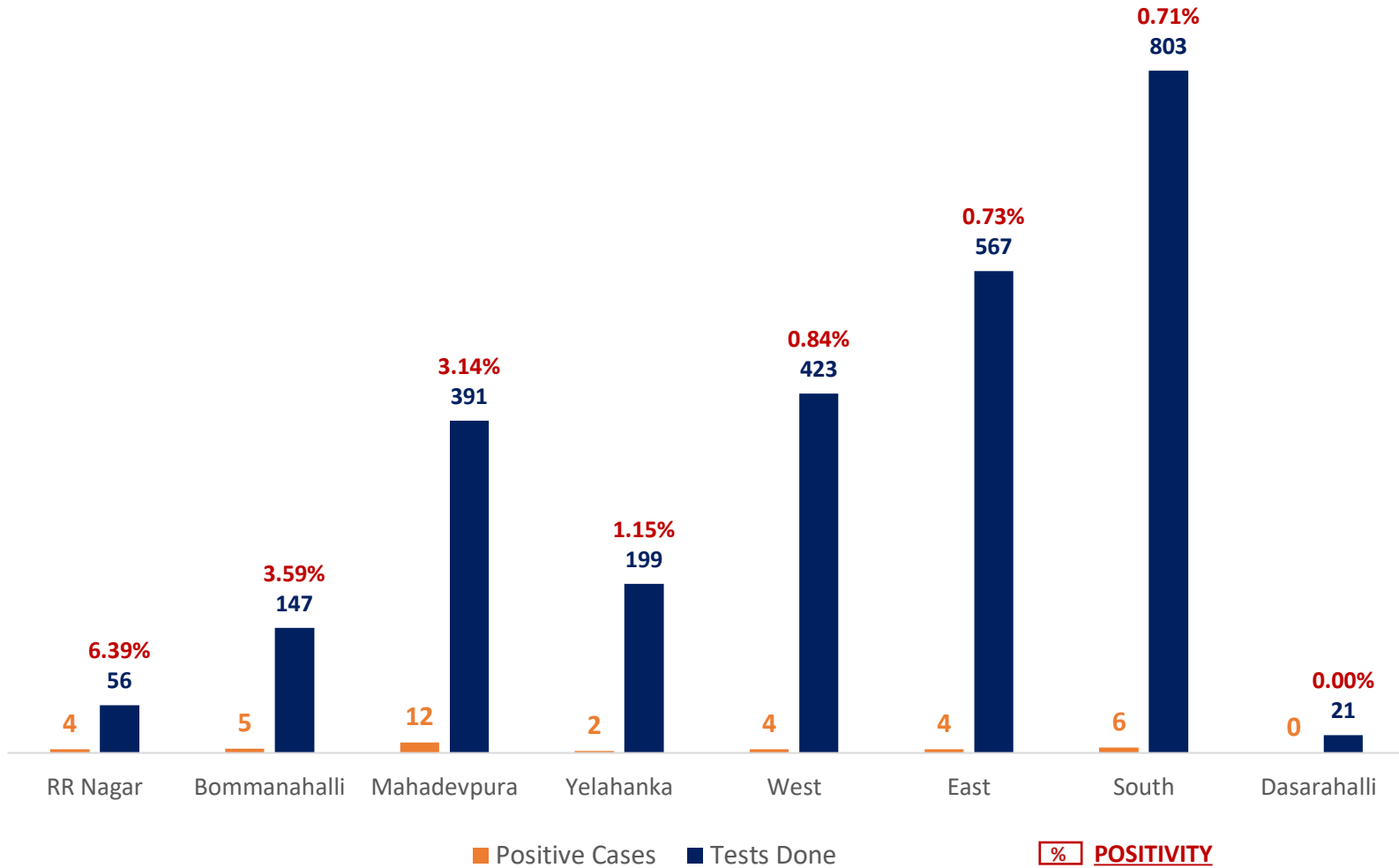


# POSITIVITY RATE OF BENGALURU – LAST 21 DAYS





# ZONE WISE COVID19 CASE MANAGEMENT FOR LAST 7 DAYS



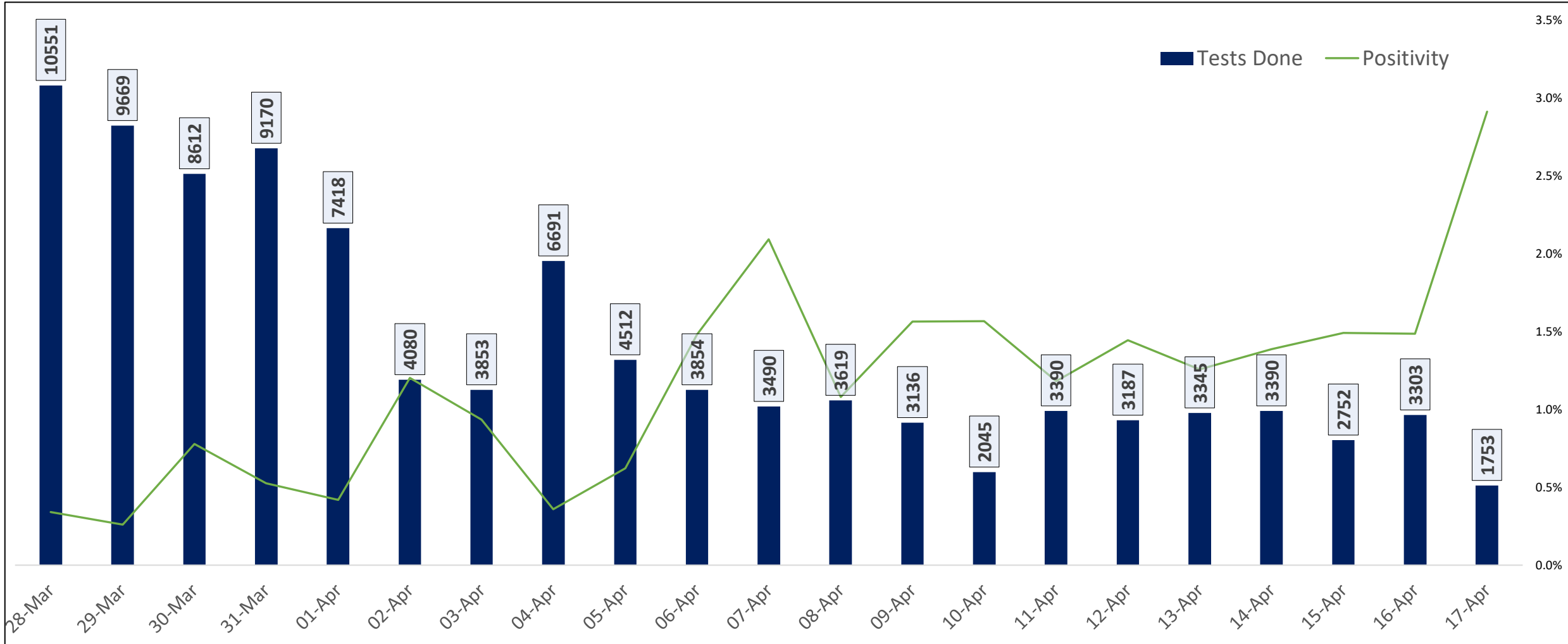
Zone Name	Hospital/ CCC	Home isolation	Under Tracing
BOMMANAHALLI	2.27%	97.73%	0.00%
DASARAHALLI	0.00%	0.00%	100.00%
EAST	3.33%	96.67%	0.00%
MAHADEVAPURA	0.00%	100.00%	0.00%
RR NAGAR	5.00%	95.00%	0.00%
SOUTH	0.00%	100.00%	0.00%
WEST	0.00%	100.00%	0.00%
YELAHANKA	11.11%	88.89%	0.00%



# TESTING TRENDS IN BENGALURU



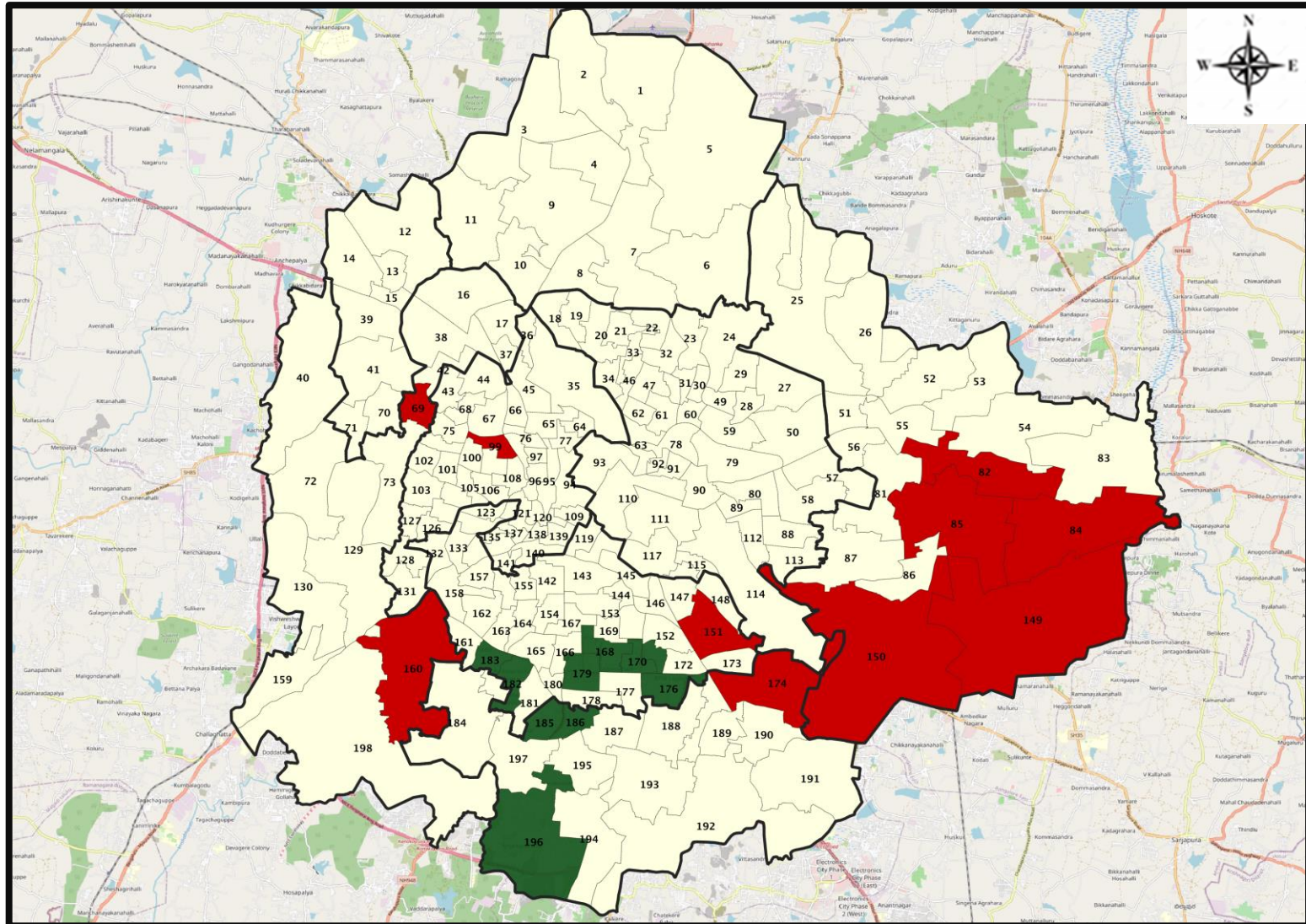
Total Test Conducted Till Date	Test Conducted Last 24 hours	Last 7 Days Average
2,97,11,515	1,753	3,016







# BENGALURU URBAN MAP SHOWING TREND OF POSITIVE CASES IN LAST 7 DAYS



## Top 10 wards reporting highest number of positive cases in last 7 days

Ward No.	Ward Name	Daily Cases Average
150	Bellanduru	3
84	Hagadur	3
149	Varthuru	2
99	Rajajinagar	1
82	Garudachar Palya	1
151	Koramangala	1
69	Laggere	1
174	HSR Layout	1
85	Dodda Nekkundi	1
160	Rajarajeshwari Nagar	1

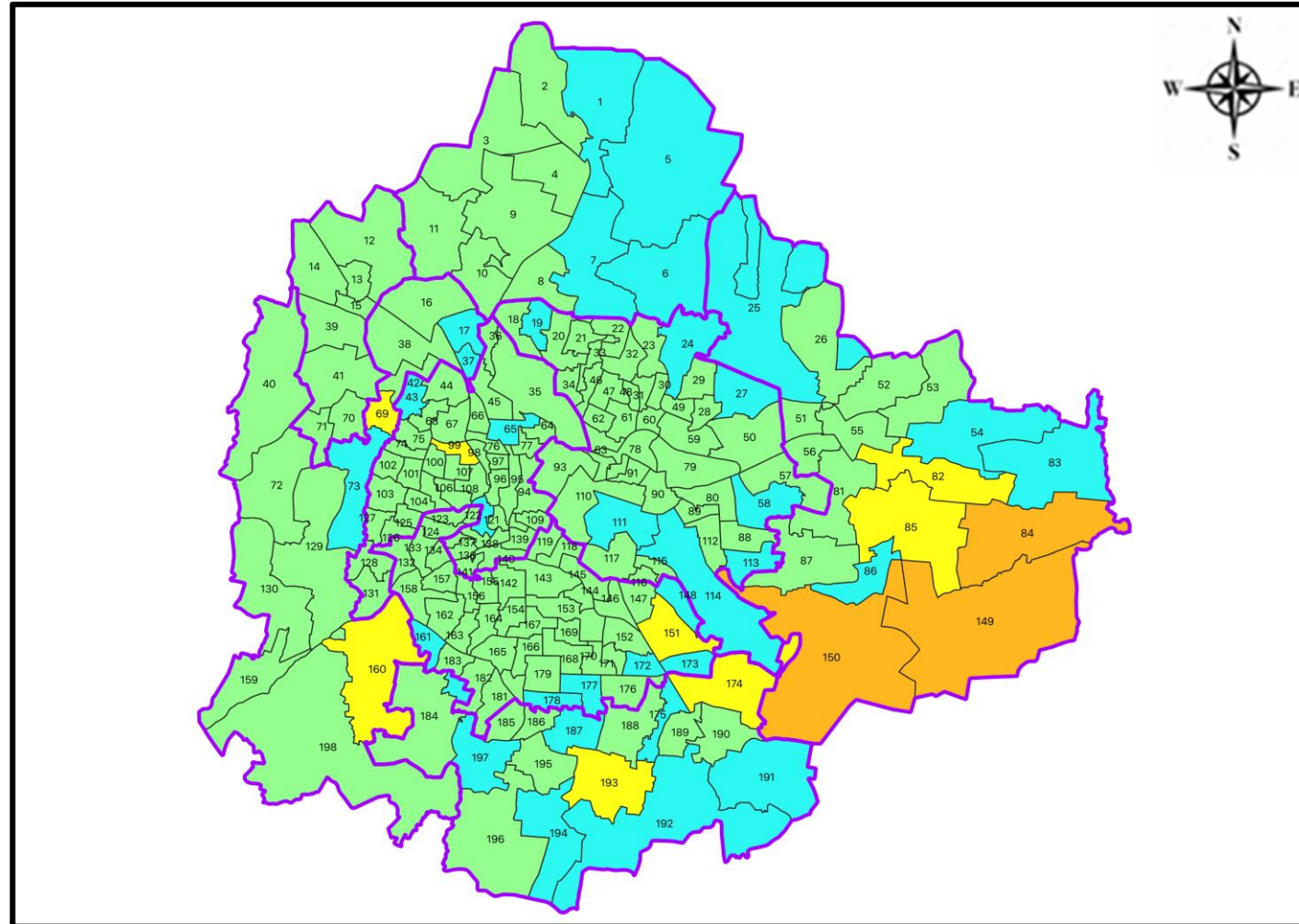
## Top 10 wards reporting least number of positive cases in last 7 days

Ward No.	Ward Name	Daily Cases Average
196	Anjanapura	0
186	Jaraganahalli	0
185	Yelchenahalli	0
183	Chikkalsandra	0
182	Padmanabha Nagar	0
179	Shakambari Nagar	0
176	B T M Layout	0
171	Gurappanapalya	0
170	Jayanagar East	0
168	Pattabhiram Nagar	0





# BENGALURU MAP SHOWING INTENSITY OF POSITIVE CASES IN LAST 7 DAYS



- Level 1 : 0 to 1 Cases
- Level 2 : 1 to 05 Cases
- Level 3 : 05 to 10 Cases
- Level 4 : 10 to 25 Cases
- Level 5 : More than 25 Cases
- Zone Boundaries



# GOVT. QUOTA COVID BED STATUS AS ON 18.04.2022



SR. NO.	Facility Type	No. of Hospital	Total Allocated Beds for C+ Patients					Occupied Beds for C+ Patients					Net Available Beds for C+ Patients				
			Gen Beds	HDU	ICU Beds	ICU-V	Total	Gen Beds	HDU	ICU Beds	ICU-V	Total	Gen Beds	HDU	ICU Beds	ICU-V	Total
1	Government Medical Colleges	4	120	255	33	27	435	0	0	0	0	0	120	255	33	27	435
2	Government Hospitals	18	637	292	74	95	1,098	1	1	0	0	2	636	291	74	95	1,096
3	Private Medical Colleges	12	178	200	66	35	479	0	0	0	0	0	178	200	66	35	479
4	Private Hospitals	32	181	61	49	42	333	0	0	0	1	1	181	61	49	41	332
5	Covid Care Centre	1	50					0					50				
<b>Total Beds</b>		<b>67</b>	<b>1,166</b>	<b>808</b>	<b>222</b>	<b>199</b>	<b>2,395</b>	<b>1</b>	<b>1</b>	<b>0</b>	<b>1</b>	<b>3</b>	<b>1,165</b>	<b>807</b>	<b>222</b>	<b>198</b>	<b>2,392</b>

\* Status as on 18.04.2022 – 06:00 PM



# ACTIVE PATIENTS ADMITTED UNDER GOVT. QUOTA



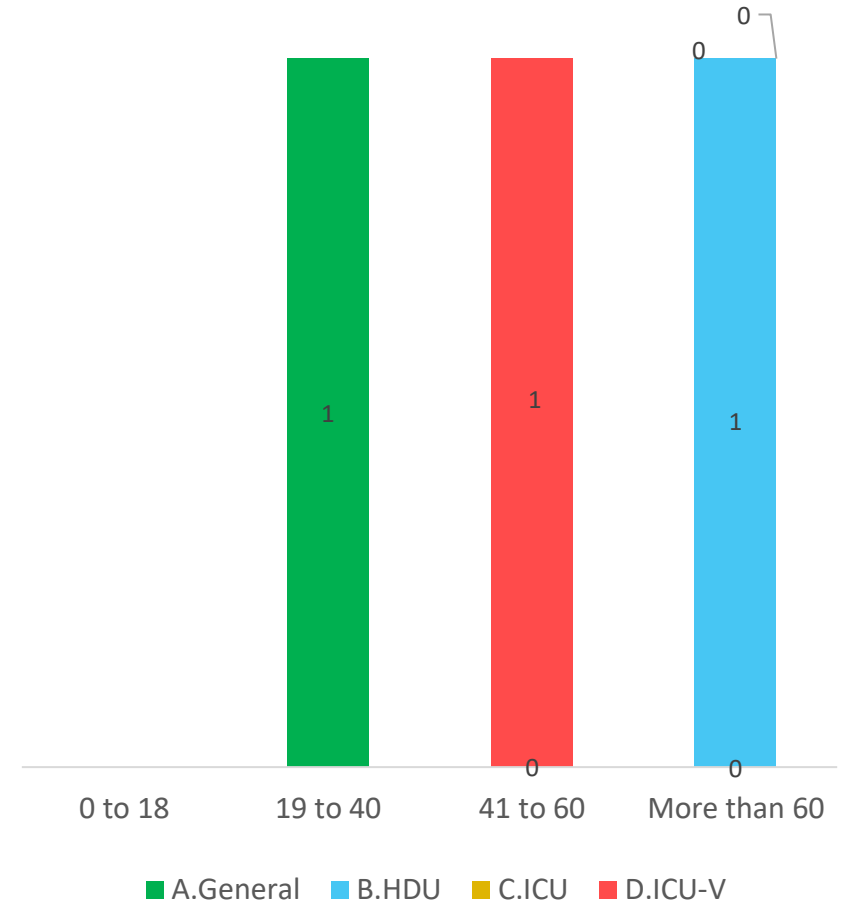
## Admission By Bed Type And Number Of Days From Date Of Admission

Days in Hospital	General	HDU	ICU	ICU-V	Total
0 to 7 Days					
8 to 14 Days					0
15 to 21 Days					0
Beyond 21 days	1	1	0	1	3
<b>TOTAL</b>	<b>1</b>	<b>1</b>	<b>0</b>	<b>1</b>	<b>3</b>

\* Only Government Quota Admissions through CHBMS considered

\* Status as on 18.04.2022 – 05:00 PM

## Age Group Distribution Of Active Hospital Admission



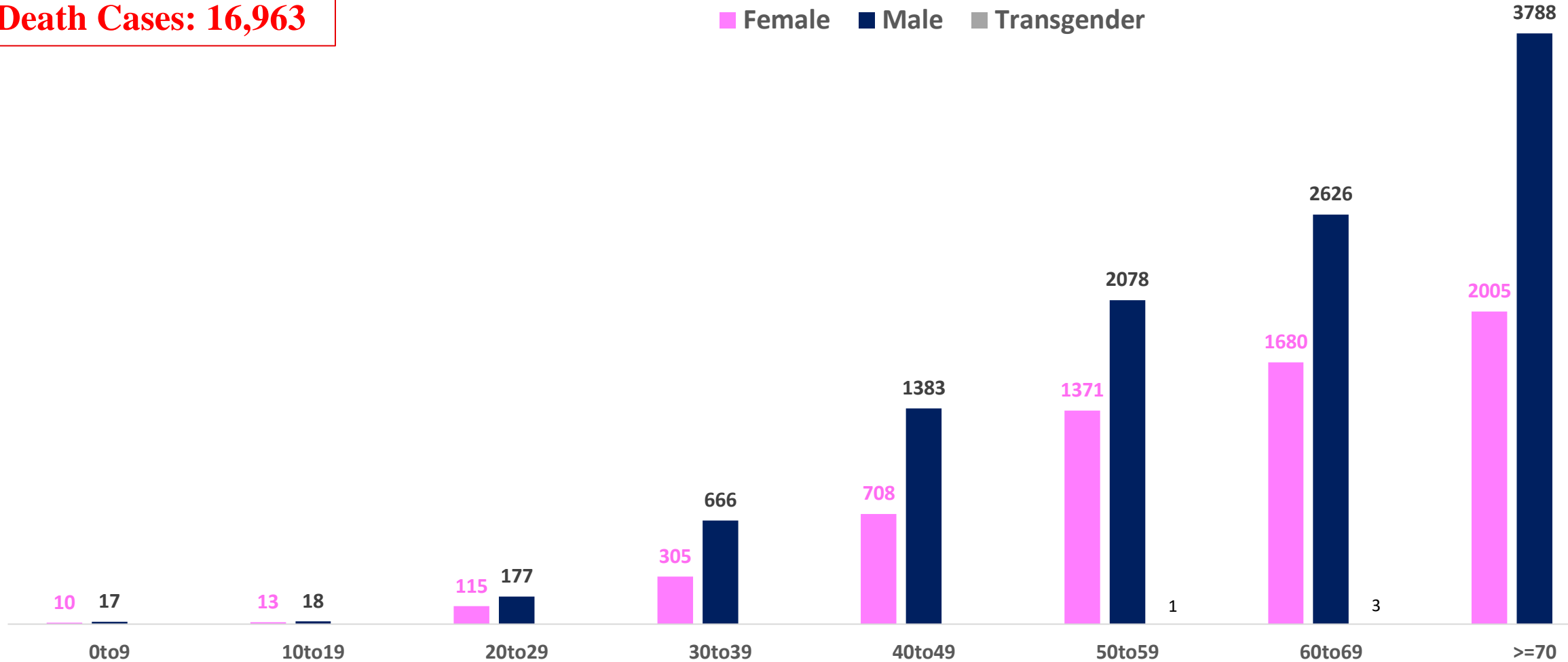


# AGE AND GENDER WISE DISTRIBUTION OF DEATH CASES



**Death Cases: 16,963**

Female Male Transgender





# VACCINATION COVERAGE AS ON 17.04.2022



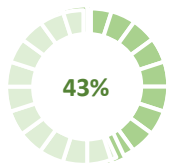
## Total Doses Administered

**1,86,61,305**

▲ 4,216

Total 12-14 years Population : 2.82 Lakhs

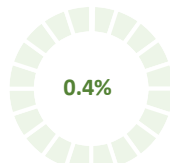
### 1<sup>ST</sup> DOSE



**1,21,002**  
Doses administered

▲ 743

### 2<sup>ND</sup> DOSE

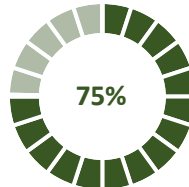


**1051**  
Doses administered

▲ 57

Total 15-18 years Population : 4.42 Lakhs

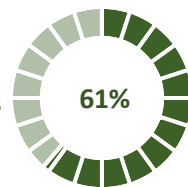
### 1<sup>ST</sup> DOSE



**3,33,527**  
Doses administered

▲ 52

### 2<sup>ND</sup> DOSE

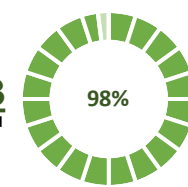


**2,71,213**  
Doses administered

▲ 133

Total adult Population : 91.7 Lakhs

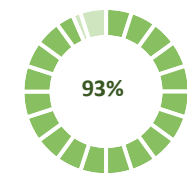
### 1<sup>ST</sup> DOSE



**89,86,403**  
Doses administered

▲ 67

### 2<sup>ND</sup> DOSE



**85,65,696**  
Doses administered

▲ 639

## Priority Group\*

### Health Care Workers

#### Dose 1

**2,10,273**

Doses administered

▲ 0

#### Dose 2

**2,06,037**

Doses administered

▲ 2

### Frontline Workers

#### Dose 1

**3,81,738**

Doses administered

▲ 0

#### Dose 2

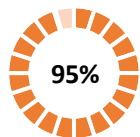
**3,72,081**

Doses administered

▲ 3

## 45 – 59 Years Coverage

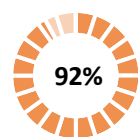
### Dose 1



**16,92,280**  
Doses administered

▲ 6

### Dose 2

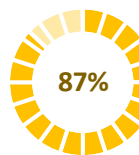


**16,32,293**  
Doses administered

▲ 74

## 18 - 44 Years Coverage

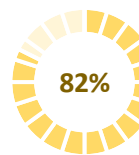
### Dose 1



**57,23,838**  
Doses administered

▲ 45

### Dose 2



**54,16,048**  
Doses administered

▲ 495

## 60 + Years Coverage

### Dose 1



**9,78,274**  
Doses administered

▲ 16

### Dose 2



**9,39,237**  
Doses administered

▲ 70

## PRECAUTION DOSE



**3,82,413**

Doses administered

▲ 2,520

## PRECAUTION DOSES ADMINISTERED

### Health Care Workers

**64,839**

Booster Doses administered

▲ 82

### Front Line Workers

**50,782**

Booster Doses administered

▲ 73

### 60 + Years Coverage

**2,51,825**

Booster Doses administered

▲ 699

### 18 + Years Coverage

**14,967**

Booster Doses administered

▲ 1,666

▲ indicates the increase in last 24 hours





# COVID-19 SCENARIO IN BENGALURU AND OTHER METROPOLITAN CITIES



CITY NAME	Positive Cases	Active Cases	Recovered	Deceased	Vaccine Doses Administered
New Delhi	18,68,550	1,518	18,40,872	26,160	3,29,59,752
Bengaluru*	17,82,459	1,403	17,64,093	16,963	2,14,68,364
Mumbai	10,57,843	349	10,37,932	19,562	2,07,24,159
Chennai	7,51,285	99	7,42,118	9,068	1,03,02,459
Kolkata	4,47,192	272	4,41,264	5,656	98,71,656

Source : <https://dashboard.cowin.gov.in/> at 5:00pm (18.04.2022)  
Source : <https://www.covid19bharta.in/> at 5:00pm (18.04.2022)

\*includes BBMP & Bengaluru Urban



# SNAPSHOT OF COVID-19 CASES IN BENGALURU URBAN



**Total Wards With  
< =5 Cases\* :  
186**

**Tests Conducted  
On 17.04.2022:  
1,753**

**Recovery  
Rate:  
98.97%**

**Total  
Active Cases :  
1,403**

**Total Vaccinated on  
17.04.2022:  
4,216**

**Positivity  
Rate\* :  
1.50%**

**Active  
Rate:  
0.08%**

**Case  
Fatality Rate\* :  
0.00%**



\*Total positive cases In the past 7 days

\*CFR and positivity is for Past 7 days



ಬೃಹತ್ ಬೆಂಗಳೂರು ಮಹಾನಗರ ಪಾಲಿಕೆ  
Bruhat Bengaluru Mahanagara Palike



<b>Download BBMP Bulletin</b>	<a href="https://apps.bbmpgov.in/covid19/mediabulletin.php">https://apps.bbmpgov.in/covid19/mediabulletin.php</a>
<b>For BBMPCovid19 Bed Status:</b>	<a href="https://apps.bbmpgov.in/covid19/en/Bedstatus.php">https://apps.bbmpgov.in/covid19/en/Bedstatus.php</a>
<b>To register for vaccination :</b>	<a href="https://selfregistration.cowin.gov.in/">https://selfregistration.cowin.gov.in/</a>
<b>BBMP COVID19 Dashboard:</b>	<a href="https://apps.bbmpgov.in/covid19/">https://apps.bbmpgov.in/covid19/</a>
<b>Follow us on:</b>	 <a href="http://www.facebook.com/bbmp.comm1/">www.facebook.com/bbmp.comm1/</a>
	 <a href="https://twitter.com/BBMPCOMM">twitter.com/BBMPCOMM</a>

Issued by:

Honorable Chief Commissioner, BBMP  
Special Commissioner Health & IT, BBMP  
MD, Bengaluru Smart City Limited

**THANK YOU !**

